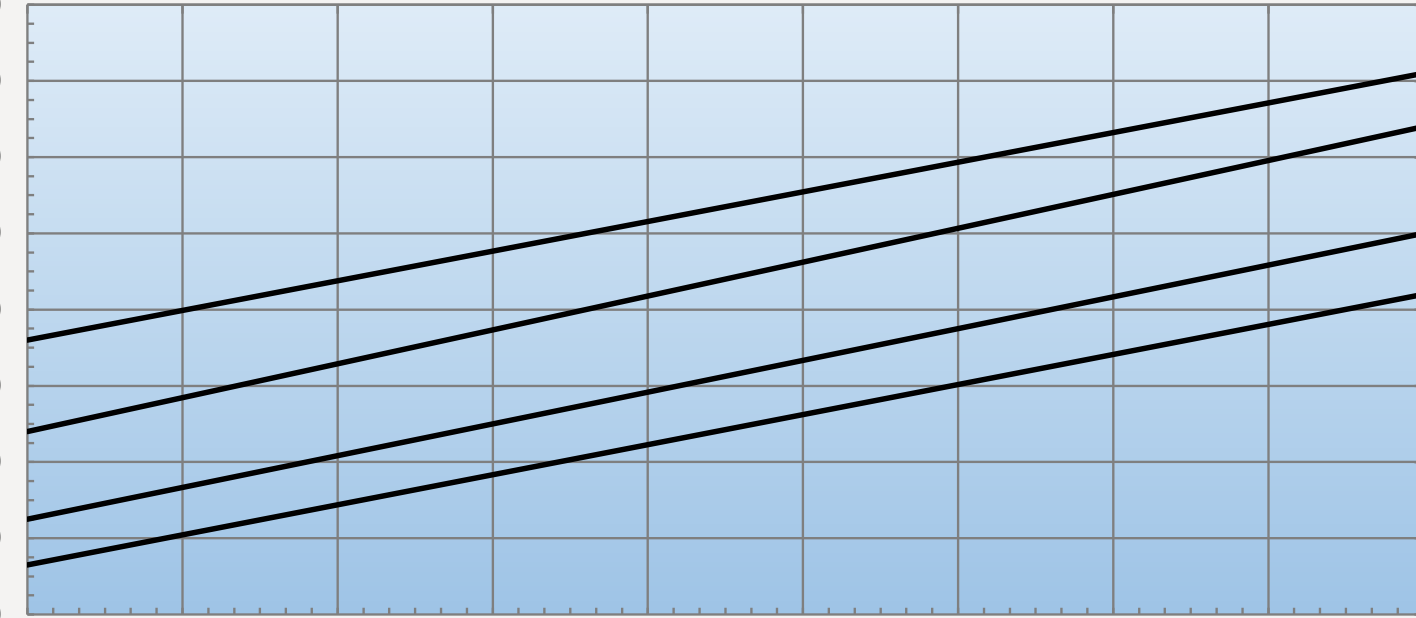


# IQ4000VS 120V/60HZ CAPACITY CHART

WATTS BTU/HR

2,344 8000  
2,051 7000  
1,758 6000  
1,465 5000  
1,172 4000  
879 3000  
586 2000  
293 1000  
0 0



77 83 89 95 101 107 113 119 125 131 °F  
25.0 28.3 31.7 35.0 38.3 41.7 45.0 48.3 51.7 55.0 °C

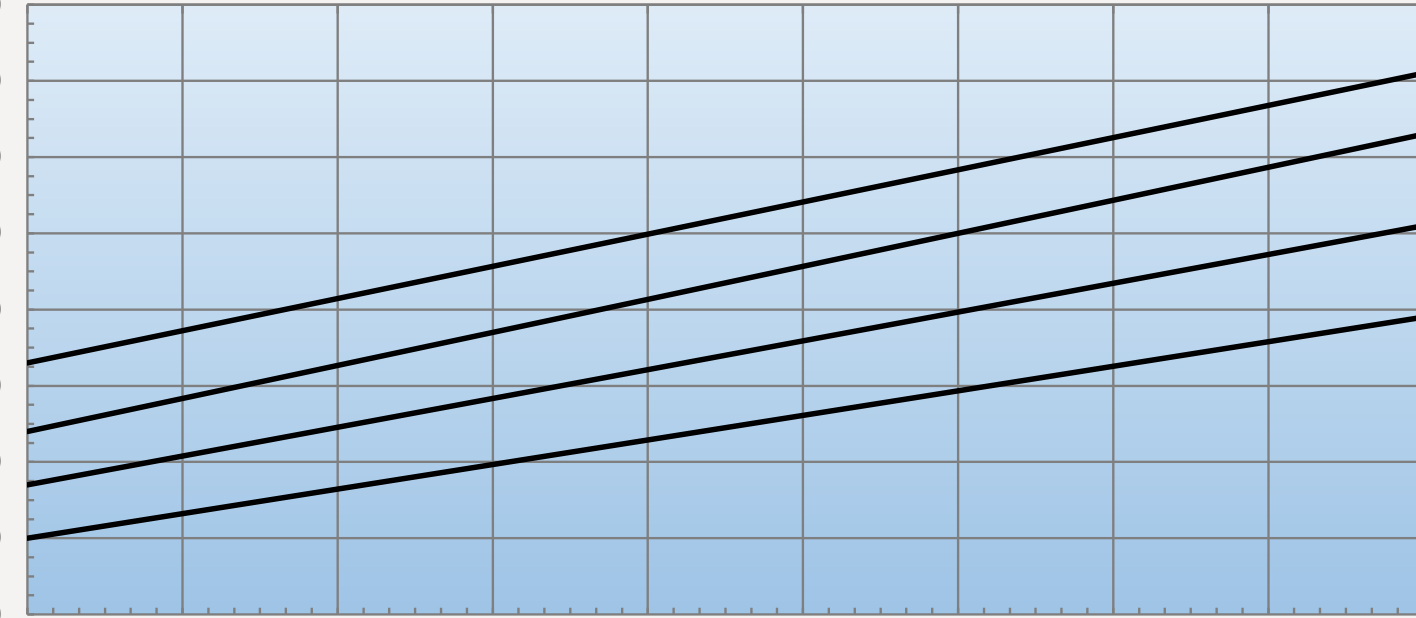
RETURN AIR TEMPERATURE

AMBIENT TEMPERATURE

# IQ4000VS 220V/50HZ CAPACITY CHART

WATTS BTU/HR

2,344 8000  
2,051 7000  
1,758 6000  
1,465 5000  
1,172 4000  
879 3000  
586 2000  
293 1000  
0 0



77 83 89 95 101 107 113 119 125 131 °F  
25.0 28.3 31.7 35.0 38.3 41.7 45.0 48.3 51.7 55.0 °C

RETURN AIR TEMPERATURE

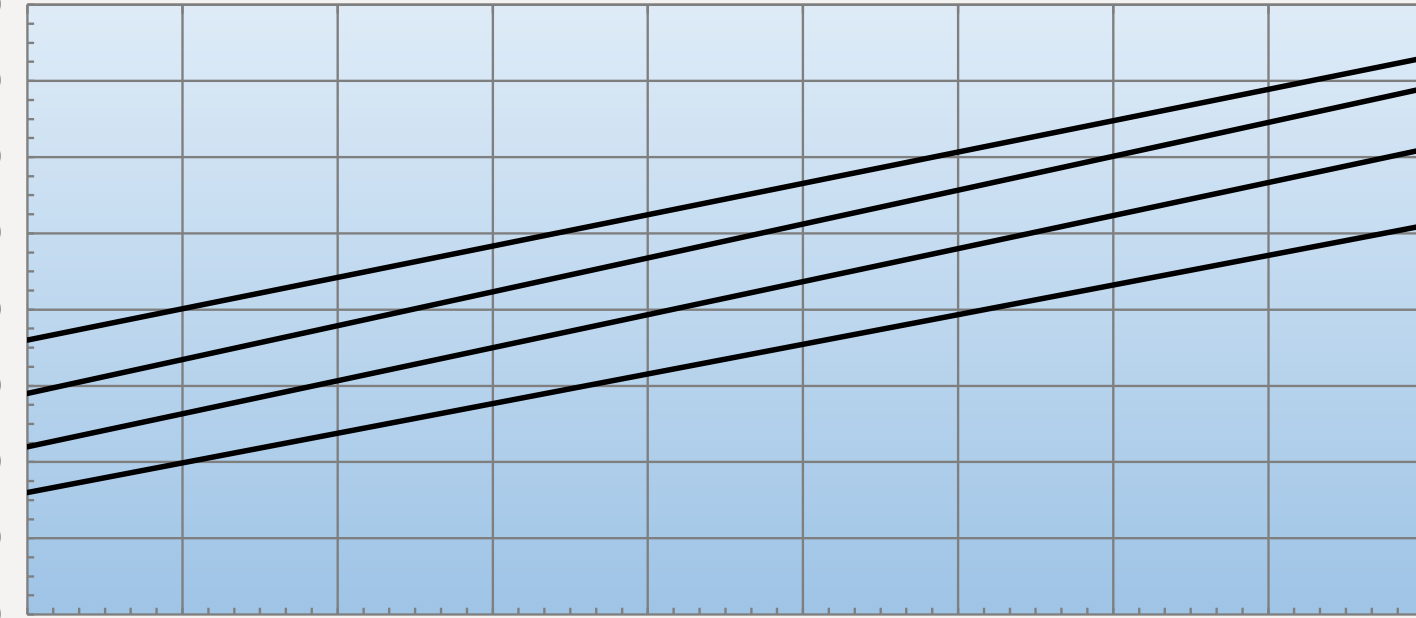
AMBIENT TEMPERATURE

77°F/25°C  
95°F/35°C  
113°F/45°C  
131°F/55°C

# IQ4000VS 230V/60HZ CAPACITY CHART

WATTS BTU/HR

2,344 8000  
2,051 7000  
1,758 6000  
1,465 5000  
1,172 4000  
879 3000  
586 2000  
293 1000  
0 0



77 83 89 95 101 107 113 119 125 131 °F  
25.0 28.3 31.7 35.0 38.3 41.7 45.0 48.3 51.7 55.0 °C

RETURN AIR TEMPERATURE

AMBIENT TEMPERATURE

77°F/25°C  
95°F/35°C  
113°F/45°C  
131°F/55°C